

WARRANTY TERMS AND CONDITIONS

Havells India Ltd. ("Company") hereby offers a limited warranty ("Warranty") for its Immersion heater ("Product") purchased in India, against manufacturing defect/s for a period of 2 (two) years from the date of invoice.

This Warranty is only available in India and can be availed by first purchaser of the Product only. To avail Warranty, customer can log in his requests with the customer care cell and must present original invoice and wherever possible original Warranty Certificate (duly signed and stamped by the Selling Dealer) to the Authorised Service Representative.

This Warranty is for repair or replacement of parts only and the decision to either repair or replace shall be sole discretion of the Company. All recommendations and decisions of the Company and its Authorised Service Representative shall be binding and complied by the customer to continue to avail Warranty services.

Warranty of repaired and replaced part shall thereafter continue for unexpired period of Warranty and defective spare part shall be property of Company or its Authorized Service Partner during Warranty Period.

Company will not be liable for any delay or failure in performance resulting from causes beyond its control including non-availability of any part, labour problem, restrictions and regulations of the government, public movement, war and any other unavoidable/unforeseen circumstances including any force majeure event, specially vis-à-vis the import of supplies and raw material. It is clarified that the Company will not be responsible towards the customer for any economic loss or commercial loss, consequential or resulting liability, damage to the property or any other harm or loss on account of the Product.

Warranty excludes or does not apply:

- If the Product or any of its parts/accessories are not properly installed, used, maintained or operated as per the user manual or Product specifications.
- If the Product is serviced or repaired by any person other than the Authorized Service Representative of the Company.
- If customer violates Warranty Terms and Conditions, instruction manual guidelines, recommendations of Authorised Service Representative and/or operates the Product otherwise than as per Product specifications.
- If the serial number affixed on the Product is damaged, erased or tampered with or if Product is refurbished/modified.
- If the Product is operated in conditions otherwise than normal conditions (e.g., abnormal voltage surge, extreme environmental conditions etc.).
- If the Product is used for any commercial purpose.
- Any harm caused due to accident, negligence, improper maintenance, mishandling, tampering, breakage, incurred in transit by the customer or which can be attributed to the fault of the customer.
- Any harm resulting from any unforeseeable circumstances such as force majeure event etc.
- Any harm caused due to any defect in any electrical/civil installation(s), wiring or third party products.
- Any damage or deficiency in performance caused due to quality of water, scaling and corrosion etc.
- Any damage caused due to dry heating of the Product.
- Any damage to the Product due to household pets, rodent or any other insect/animals.
- Plating, peeling, chipping and denting of the Product.
- Plastic parts, accessories.

HAVELLS

WARRANTY CARD

Customer Name _____

Customer Address _____

Pin Code _____

Date of Purchase _____

Dealer's Name & Address _____

Dealer's Stamp: _____

Product Model _____

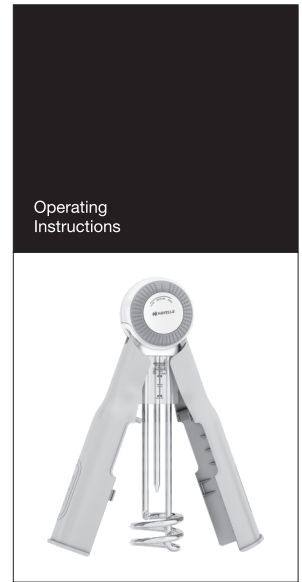
ZELLA HEATER

Product Series No. _____

Actual products may vary in colour, design, description and colour combination etc. Although every effort has been made to ensure accuracy in the compilation of the technical detail within this Publication. Specifications & performance data are constantly changing.

Copyright Subsists. Imitation of trade dress, graphics and color scheme of this document is a punishable offence. Figure and Drawings are for illustrative purpose only.

Havells India Ltd.
 ORG Towers, 2D, Sector -126,
 Expressway, Noida - 201304 (UP),
 Email : customercare@havells.com
 Website: www.havells.com
 Customer Care No. 08045 77 1313
 011-4166 0303 (Landline)
 Join us on Facebook at www.facebook.com/havells
 and share your ways to save the planet!
 CIN - L31900DL1983PLC016304.



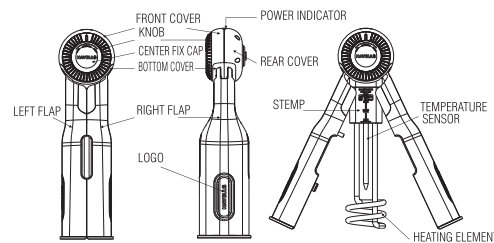
ZELLA HEATER



Dear Customer,
 We congratulate you on choosing HAVELLS Zella Immersion Heater, one of the highly prestigious brand in India. Meticulously designed, using only the highest quality material and components, your Zella Immersion Heater is designed to have many years of trouble free operations.

To enable your immersion heater to give you many years of perfect trouble free service, we recommend you to follow the advice contained in this instruction manual very carefully.

HAVELLS ZELLA IMMERSION HEATER PARTS



HAVELLS

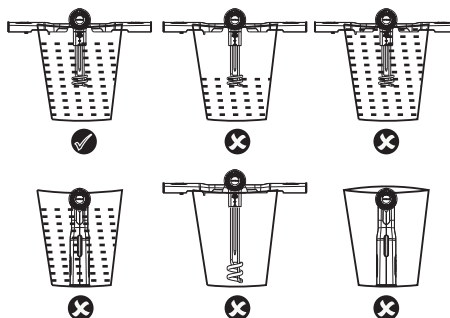
TECHNICAL SPECIFICATION

Parameters	Zella Immersion Heater
Rated Input	1000 W and 1500 W
Rated Voltage	230 V, 50 Hz, AC
Heating Element	Copper tube, Nickel Plated
Power cord	PVC Insulated, 3 Core
Cut off Temperature	Adjustable

FEATURES

- Temperature controlled Immersion
- Efficient and Elegant design
- Copper heating element
- Nickel plating for corrosion resistance
- Heating indicator
- 3 Pin plug for electric safety
- Better Temperature gradient in the vessel/bucket
- Elegant and Sturdy Flap are provided for holding on the bucket
- Touch protection Cover
- Ergonomic design for uniform heating

WATER LEVEL INDICATOR



HAVELLS

OPERATING INSTRUCTIONS

- Havells Immersion Heater comes with three core cable. It is recommended that the unit should be used with suitable and good quality, properly earthed, 3 pin socket. Proper earthing is mandatory.
- Water level indicator is provided on the immersion heater with MINIMUM and MAXIMUM indicators. It is highly recommended to keep the water level above the minimum point. Please ensure that the upper body of the Zella immersion heater is above the water.
- Flaps should ALWAYS be fully open (horizontal) during operating condition.
- The Immersion heater should be switched ON only after it is dipped in water. Unplug the immersion heater before removing it from the water. Immersion heater will still be hot after removing it from the water and should not be touched.
- The level of the water should be in between the indicated mark and care should be taken with the connectors, so that they are not immersed in water.
- The Immersion heater (Auto version) has an option of setting the temperature, which you can adjust according to your need. Immersion heaters will automatically get cutoff upon reaching 75 °C temperature.
- The immersion heater is meant for heating water only and it is not recommended to use it for any other purpose.
- It is recommended to connect the immersion heater through a shock protection device like ELCB and short circuit protection device like MCB.

CAUTION

- Ensure to maintain the water level within the water level indicator. Otherwise it may result in fusing due to dry heating.
- Heating element should not be in contact with anything (except for the water), during or after operation till it is fully cooled.
- Do not immerse any conducting part or your body part directly into the water while the immersion heater is still ON.
- Ensure that flaps are fully open in operation.
- It is preferable to use a Zella immersion heater in a non-conducting vessel.
- During operation, it should be kept away from children's reach.

HAVELLS