




USER'S MANUAL FOR DRUM/MASTER CARTON HANDLING, STORAGE, INSTALLATION OF WIRE & FLEXIBLE CABLES.



1

UNLOADING OF FLEXIBLE CABLE'S DRUM & BOXES.



Incorrect

Do not drop the coil drum/Boxes from the lorry



Correct

Use forklift to properly unload the Drum/Boxes



2

WAY OF LIFTING COIL/BOXES



Do not lift 'Heavy Material' (>25 kg) individually



Always lift Heavy coils & Boxes (>25 kg) with the help of two or more persons.



3

HANDLING OF BOXES AT UNLOADING POINT

4



Incorrect

Do not pull the cartons along with PP Strap.



Correct

Always handle with care while lifting the cartons.



AVOID BELOW ACTIVITY WITH BOXES

5



DO NOT SIT



DO NOT DROP



DO NOT STACK



DO NOT STEP



DON'T ACCEPT WET COILS/CARTONS

6



CORRECT WAY TO PULL THE WIRE FROM MONO CARTON



Start opening the box from back Side



Remove E-PLUS Sticker along with circular perforation.




Remove the coil binders carefully




Pull the wire from bottom end

SAVE THE WIRE FROM OXIDATION OF COPPER CONDUCTOR DURING WIRING




Do not left the wire open ended after stripping.




Seal the ends of wire to avoid the oxidation of copper conductor.


CONDUIT WIRING INSTRUCTIONS




Feed End of Tape Into Conduit




Strip Insulation




Hold Wires Together



Bend Wire and Loop Through Fish Tape



Wrap Fish Tape Hook



Apply Lubricant if desired



To protect from insulation damage, Always pull the wire from conduit at 180° angle.

